

# MR. EXPERT PBR

POLYMER WATERPROOFING COMPOUND

## DATA SHEET

### Product Introduction

Mr. Expert PBR is special polymer based single pack waterproofing membrane. It is ideal for waterproofing of any surface which has moderate foot traffic.

### USES


Mr. Expert PBR is used as waterproofing compound for slabs, terraces, balconies, basements, parapet walls, Water tanks, Ac sheets, roofs, decks etc.



It is also used as bonding agent for old and new constructions

### Salient Features:


Easy to apply
Easy to maintain
No technical workmanship required
Resistant to salty winds, humidity and atmospheric changes
Resistant to UV rays
Excellent elastomeric properties
Provides strong barrier for water and moisture
Low dirt pick up
Easy to clean
Tough but flexible
Can be used with reinforcing fibers
Good abrasion resistance
Fast drying
Freeze/thaw resistance
No blistering, cracking and peeling
Excellent exterior durability
Economical

## Application:

I	Clean the surface with wire brush. Remove dust and dirt
II	Remove old coatings, waterproofing, brick bat Coba, debris etc
III	<p>Check if any honeycomb is there.</p>  <p>Honeycombs are hollow spaces and cavities left in concrete mass on surface or inside the concrete mass where concrete could not reach. These look like honey bees nest.</p>
IV	Cure honeycombs as per advice of engineers
V	Wash surface with plenty of water.
VI	Let surface dry for three hours or as per conditions.

<p><b>Check for cracks</b></p>	<p>Check if there are any cracks on and in surface</p> 
<p><b>Widen cracks</b></p>	<p>Make cracks wide with cutter or chisel</p> 

### Crack Filling

<p>Clean cracks</p>	<p>Wash cracks with water add remove dust and dirt</p>
<p>Crack filling paste</p>	<p>Mix 1 L Mr. Expert PBR with 800 gm cement and 50 gm Rangoli powder. Make it homogeneous.</p>
<p>Fill cracks</p>	<p>Fill cracks with this paste by pressure.</p>
<p>Parapet</p>	<p>Fill cracks of all parapet walls.</p>
	<p>Ensure proper protection of joints between parapet and slab (called as OTTA) as this is highly prone to water leakages and seepages. (Area marked as red )</p> 

## **COATING**

Mix 1 litre Mr. Expert PBR with 1kg cement of good quality. Stir thoroughly. Ensure that there are no kernels (Guthali) in mixture. Apply first coat on the surface. Let it dry for twelve hours by brush. Ensure that coat is homogeneous.

Apply second coat after 12 hours.

Apply two coats to parapets walls also.

Apply one or two inches Coba coating to ensure long life and protection to coating.

## **Precautions**

Do not allow water to enter surface

Ensure that there is proper slope and water outlet to terrace.

Water must not be accumulated to surface.

Avoid foot traffic for at least 48 hours

Don't apply coat while it is raining.

Don't apply above temperature 40 Celsius

Don't mix anything at all with Mr. Expert PBR

### Physical properties:

Appearance	Milky white pourable liquid
Solids %	35
PH	8 to 8.1
Viscosity	500 max
Compatibility	Good with cement / fly ash
Alkali resistance	Good
Coverage	50 sqft/ L for single coat
Coats required	Two. For block works 3
Packing available	1,5,10,20,500,200 L
Shelf life	12 months

### Disclaimer

Data presented in this document is in good faith and accurate and best to our knowledge. Data is submitted for information purposes only and without warranty whatsoever. We do not accept any responsibility or liability which may result from use of this product. This is due to nature and application of this product. The use and handling etc. of this product are beyond our control. Hence, we do not accept any responsibility and liability.

### Manufactured By

<b>Dattashri Enterprises</b> <b>S. No. 77/8, Kamthe Estates</b> <b>Dangat Vasti, Shivne</b> <b>Pune 411023 India</b>	<b>Phone +91 72489 41841</b> <b>Cell +91 98220 68688</b> <b>Email <a href="mailto:dattashri@gmail.com">dattashri@gmail.com</a></b> <b>Website <a href="http://www.dattashri.net">www.dattashri.net</a></b>
---	---